



微信公众账号



FACEBOOK

安徽长庚光学科技有限公司

www.laowalens.com

服务热线:400-066-1316

Email: sales@laowalens.com

电话Tel: (+86) 551-69107990

地址: 合肥市庐阳区天水路与太和路交口庐阳中科大校友创新园5号楼

Add: Building 5, USTC Alumni Innovation Park, Crossing of Tianshui
and Taihe Road, Luyang District, Hefei City, Anhui Province, China

LAOWA MFT 7.5mm F2.0
C-Dreamer

使用手册

Instruction Manual

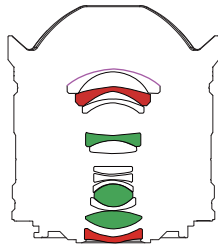


本公司保留更改产品设计与规格的权利，届时恕不另行通知；
本公司保留对此《使用说明》的最终解释权。

Please note we reserve the right to change our product's
design and specifications at any time without notice and
to the final interpretation of the *Instruction Manual*.



真诚地感谢您选购LAOWA老蛙 C-Dreamer
7.5mm F2.0 Ultra Wide Angle 镜头！
为了让您充分理解本产品的使用方法和
注意事项，请您在使用前仔细阅读本说
明书。



产品特点

- 1) LAOWA C-Dreamer 7.5mm F2.0 超广角大光圈(M4/3 系统画幅)无反交换式镜头采用了2枚双面非球面玻璃,将镜头的体积做到极限,同时具备了高性能、低畸变、小巧轻便的特色和优势。
- 2) 为解决超广角大光圈带来的色散问题,此镜头采用了3枚异常分散玻璃(ED glass),极大的降低了色散像差。
- 3) 此款镜头的机械结构全部采用金属材质,有效保障了镜头的组装精度,大幅提升了镜头的耐用性。
- 4) 镜头前端第一片玻璃采用了FEC (Frog Eye Coating) 蛙眼仿生防水镀膜技术,水滴、脏物、油污不易附着。每块镜片均采用低反射多层镀膜工艺,尽可能地消除了鬼影和眩光。

镜头规格

镜头编号	C-Dreamer7.5mmF2.0
焦点距离	7.5mm
最大光圈	2.0
视场角	110°
镜头结构	9组13片 (含2枚非球面玻璃,3枚异常分散玻璃)
光阑叶片	7片
最小光圈	22
最近摄影距离 (物像距离)	12cm
最大放大倍率	0.11倍
合焦驱动方式	手动 (MF)
滤镜直径	46mm
镜头尺寸 (直径/长) (不含罩子)	约Φ50×55毫米
重量 (不含罩子)	约163克

使用说明

• 1/ 镜头的装卸

请根据各品牌相机机身的具体说明安装镜头，安装时请将镜头上的卡口标识对准相应机身上的卡口标识旋转装入，安装时请不要用力过猛，以免导致卡口损伤。

• 2/ 对焦方式

此款镜头是全手动对焦镜头，对焦时，缓慢旋转对焦环，不要过猛过快地旋转对焦环，以免用力过猛损坏对焦环部件。

• 3/ 光圈使用方法

光圈在镜头上调节，缓慢旋转光圈环，根据环境亮度和曝光时间，来选择需要的光圈。

注意事项

安全注意事项

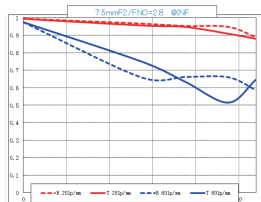
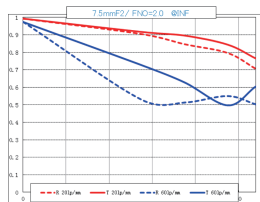
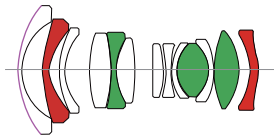
- 使用本镜头拍摄时，请避免将镜头直接对着太阳和强光，以防灼伤眼睛或者烧坏相机的CCD/CMOS。
- 在太阳或者强光下，不使用镜头或者安装好镜头的相机时，最好将镜头盖子盖好，以防磨损镜头或灼伤CCD/CMOS甚至引发火灾。

使用注意事项

- 镜头从寒冷的环境突然转移到温暖的环境时，镜头的外部以及内部镜片将会凝结水雾，所以请做好防水、防湿保护。
- 防止强光直接照射、暴晒，过高的温度会使镜片和个别部件伸缩变形，出现预想不到的故障。

Compact Dreamer

- Extra-low dispersion glass
- Glass aspherical
- Frog Eye Coating(FEC)

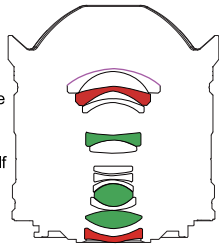




New Idea . New Fun.



Thank you for purchasing LAOWA
C-Dreamer 7.5mm F2.0 Ultra Wide Angle
Lens. Please read the instructions
carefully before use to familiarize yourself
with the lens thoroughly.



FEATURES

- 1) LAOWA C-Dreamer 7.5mm F2.0 MFT is a mirrorless interchangeable lens designed for M4/3 system cameras. Special double-sided aspherical glass elements are incorporated into the extremely compact lens which can provide remarkable optical performance and low distortion imaging.
- 2) Three pieces of ED (Extra-low Dispersion) glass elements are included to achieve apochromatic effect.
- 3) All-metal mechanical construction ensures lens' high assembly precision and long-lasting durability.
- 4) The Frog Eye Water-repellent Coating, known as 'FEC', applied to the first glass of the lens front element surface contributes to protecting against water droplets, smudges and oil. Multi-layer anti-reflection (AR) Coating applied to every lens element is designed to eliminate ghosting and flare as possible.

SPECIFICATIONS

Model	C-Dreamer7.5mmF2.0
Focal Length	7.5mm
Aperture Range	F2.0—F22
Angle of View	110°
Lens Construction (Elements/Groups)	13 elements/9 groups (2 pieces of Aspherical Glass & 3 pieces of ED Glass Included)
Aperture Blades	7
Minimum Shooting Distance	12cm
Maximum Magnification	0.11X
Focusing Mode	MF
Filter Thread	46mm
Dimension ((Diameter / Length) (Lens hood excluded)	Φ50×55mm
Weight (Lens hood excluded)	163g

INSTRUCTIONS

• 1/ Mounting and Detaching the Lens

Refer to respective cameras' instructions for details on how to attach the lens to the different branded camera bodies. To mount the lens, align the mount index between the lens and camera and then twist the lens into the camera. Just attach the lens with a gentle twist in case of damaging the lens mount.

• 2/ Focusing

Adjust the focus by turning the focus ring as it is a manual focus only lens. Twist the focus ring gently to prevent the focusing system from damage.

• 3/ Aperture Setting

Based on the ambient light and shutter speed, adjust the aperture ring on the lens slowly to select a proper aperture value.

PRECAUTIONS

Safety Precautions

- Do not look at the sun or a bright light source through the lens or camera in case that it may cause damage to your eyesight or CCD/CMOS of the camera.
- Whether the lens is attached to the camera or not, do not leave the lens under the sun without the lens cap attached to prevent the lens from abrasion or concentrating the sun's ray, which may even cause a fire.

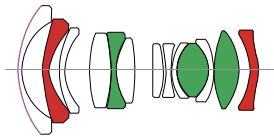
Handling Precautions

- If the lens is taken from a cold environment into a warm one, condensation may develop on the lens surface and its internal parts. To prevent the condensation in this case, keep the lens in a dry environment.
- Do not leave the lens in excessive heat in direct sunlight. High temperature can cause the lens to deformation or malfunction.

PERFORMANCE DESIGN

Compact Dreamer

- Extra-low dispersion glass
- Glass aspherical
- Frog Eye Coating(FEC)



MTF CHART

